


What is biosecurity?

Definition: management practices designed to prevent or greatly reduce infectious diseases carried onto farms and stables.

Commonly and successfully used in agriculture.

Biosecurity programs must be tailored for each premises.

Discuss your specific needs with your vet.



Why is biosecurity important?

Helps prevent diseases from entering and/or exiting a farm and from spreading among horses living on the farm

Protects animal health

Protects human health (zoonoses)

Reduction of financial losses: 1) Prevention better than cure (and cheaper!) 2) Keeps your business running 3) Less likely to lose a horse through infectious disease

Improves the horse industry by promoting healthy horses.

Common causes of disease transmission

Horse to horse (direct / aerosolised)

Human to horse – vets, farriers

Horse to human (zoonotic e.g. salmonella, ring worm)

Fomites (tack, water buckets, water sources, shared feeding, common grazing)

Wildlife and pests (rodents, birds, insects) and pets.



Basic biosecurity principles

Daily biosecurity measures

Biosecurity of the new horse

Biosecurity at competitions

Vaccination

Disinfection

What can I do to reduce risk?

Daily biosecurity measures

- Maintain horses in small groups of similar ages, minimize mixing
- Maintain fences/ gateways
- Routine cleaning and disinfection of buckets/stables etc.
- Hand washing
- Disinfectant foot/ dips between barns
- Individual equipment e.g. grooming kit, wheel barrows
- Isolation of new horses on yard

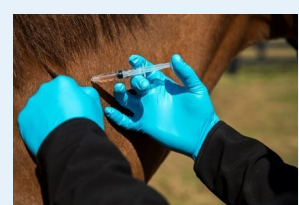
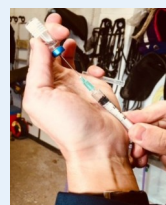


Disinfectant foot bath

Biosecurity of the new horse

- Common source of disease being introduced to a farm or stable
- Contagious respiratory disease
- Skin diseases
- Gastrointestinal parasites
- Reproductive diseases
- Neurological diseases
- Buy from a reliable source
- Make sure vaccinations are up to date
- Veterinary examination

ISOLATION – QUARANTINE



What are appropriate isolation facilities?

Isolation facilities

- *Physical separation (25m – 40m)
- *Separate feed storage
- *Separate handlers/handle last
- *Ability to disinfect after occupation – metal versus wood
- *Separate equipment – includes clothing, boots, tack, grooming
- *Separate water supply
- *Separate muck heap - dispose of waste carefully
- *Disinfection facilities
- *Restricted access



Appropriate isolation facilities for a new horse

How long should I isolate for and what should I look out for?

Isolation times and health monitoring

2-3 week isolation period

Health monitoring:

Fever - a common symptom of a disease

Take twice daily rectal temperatures to monitor any presence of fever (Temperature of above 102°F (38.5°C))

Contact vet if:

Horse stops eating and/or drinking, signs of lethargy

Develops nasal discharge



Is there anything I can do at competitions to reduce risk?

Biosecurity at competitions

It can be difficult to implement strict biosecurity whilst at competitions however, you can apply the daily biosecurity measures to make sure you reduce risk. Use your own equipment, avoid touching other horses / people touching your horse, take your own water and equipment etc.

Horses leaving yards and coming back can be a high risk however, implementing your own safety measures can minimise the exposure risk.

May not be possible/practical to isolate horses that are returning home from competition, especially if you travel frequently but ensuring that you are careful whilst away at competitions can greatly reduce risks.

Using stables at events

Remove old bedding, if present and ensure that the stable has been disinfected before adding your bedding.

Clean walls, railings and door to remove organic matter such as manure.

Disinfect surfaces such as water troughs and bowls, latches and handles.

How do we minimize bringing disease home while travelling?

Up to date vaccinations


Clean, disinfected transport

Avoid communal water troughs and bowls

Use own water bucket and fill from a source that delivers fresh clean water

Tie your horse to your own trailer

Avoid horse to human traffic



If you require further information on biosecurity measures for your horse or yard then please get in touch with your veterinary practice who will be able to create a bespoke plan.